



metaliks ltd.

off




Park Plaza, 71 Park Street, 6F, North Block, Kolkata - 700 016
Tel.: + 91 33 4050 4050, Fax : + 91 33 2217 7317, E-mail : info@neometaliks.com
Website : www.neometaliks.com, CIN : U27109WB2003PLC097231

Ref. No. NML-DGP/ENV/23/022

Date: 26th September 2023

**To
The Member Secretary,
West Bengal Pollution Control Board,
Paribesh Bhawan,
10A, Block - LA, Sector - III,
Salt Lake City,
Kolkata - 700098, (West Bengal)**



Sub: Environmental statement (Form-V) of Neo Metaliks Ltd., Durgapur for the financial year 2022-23.

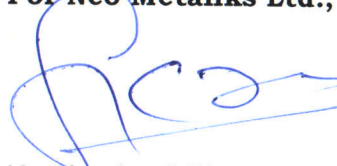
Dear Sir,


We are herewith submitting the Annual Environmental Statement duly filled in Form-V for the financial year ending 31st March 2023 for your kind information and record.

Thanking You

Yours faithfully,

For Neo Metaliks Ltd., Gopalpur, Durgapur


(Authorized Signatory)



Encl: As above.

cc: The Environmental Engineer (In-Charge), West Bengal Pollution Control Board, Durgapur Regional Office (Paribesh Bhaban), Sahid Kshudiram Sarani, City Centre, Durgapur- 713216.

[FORM-V]**(See rule 14)****Environmental Statement for the financial year ending the 31st March 2023****PART-A**

1	Name and address of the owner/occupier of the industry, operation or process	Mr. Sanjay Kumar Jha, Factory Manager, Neo Metaliks Limited, Gopalpur, Durgapur, West Bengal-713212.
2	Industry Category Primary – (STC Code) Secondary –(SIC Code)	Primary- (STC Code): GSTIN No-19AABCN8514G1ZE Secondary – (SIC Code): 3312
3	Production Capacity	Pig Iron: 15666 MT/Month, Sintered Iron: 25000 MT/Month, Captive Power: 4.5 MW
4	Year of Establishment	2006
5	Date of the last environmental Statement submitted	30 th September, 2022

Part-B**Water and Raw material Consumption****1. Water consumption M³/day**

Process	Nil
Cooling	351.7
Boiler Feed	24.3
Domestic	9.9

Name of the Products	Process water consumption per unit of product output (M ³ /T)	
	During the previous financial year (2021-22)	During the current financial year (2022-23)
Pig Iron	Water is not used in the process	Water is not used in the process

2. Raw material Consumption

Name of the raw material	Name of the Products	Consumption of raw material per unit of output (in MT)	
		During the previous financial year(2021-22)	During the current financial year (2022-23)
Iron Ore Fines	Pig Iron	0.577	0.584
Iron Ore & Screened		0.636	0.646
Iron Ore Pellet		0	0
Coke Fines		0.057	0.057
Coke & Screened		0.585	0.553
Lime-Stone		0.104	0.115

Lime-Stone Fines		0.027	0.041
Quick Lime		0.003	0
Dolomite Fines		0.041	0.028
Dolomite		0.061	0.070
Quartzite		0.000	0.004
Gravel		0.021	0
Energy/Power (KWh/T)		118.9	116.4

PART-C

Pollution discharged to environment/unit of output

(Parameter as specified in the consent issued)

Pollutants	Quantity of Pollutants discharged (mass/day)	Concentration of Pollutants in discharges (Mass/volume)			Percentage of variation from prescribed standards with reasons
		Parameters	Average Results (annually)	Max. Permissible Limit of SPC Board	
(A)Water: Zero Liquid Discharge- Cooling water is completely recycled. Plant waste water is treated and recycled for slag cooling, dust suppression. Sanitary effluent is treated in septic tanks and soaks pits. Canteen waste is treated in oil water separator and then used for plantation/gardening. Hence, there is no generation of effluent from the industry.					
Domestic Effluent	NIL	pH TSS (mg/l) BOD (mg/l) COD(mg/l) Oil & Grease (mg/l)	7.7 31.0 20.75 80.75 4.4	5.5 – 9.0 100 30 250 10	All the parameters are well within the standard.

Pollutants	Quantity of pollutants discharged (mass/day)	Concentrations of pollutants discharges (Mass/volume)	Standard (mg/Nm ³)	Percentage of variation from prescribed standards with reasons
(B) Air Particulate Matter (PM) Flue gas from Sinter Plant Head ESP Stack	109.3 Kg/Day	53.4 mg/Nm ³	100 mg/Nm ³	Well within the WBPCB prescribed standard

Flue gas from Sinter Plant Tail ESP Stack	97.7 Kg/Day	50.2 mg/Nm ³	100 mg/Nm ³	
Flue gas from MBF Stack	8.1 Kg/Day	09.0 mg/Nm ³	150 mg/Nm ³	
Flue gas from CPP Stack	70.8 Kg/Day	28.6 mg/Nm ³	100 mg/Nm ³	

PART-D
HAZARDOUS WASTES

(As specified under Hazardous & Other Wastes [Management and Transboundary Movement] Rules, 2016 and amendment thereof)

Hazardous wastes	Total quantity	
	During the previous financial year 2021-22	During the current financial year 2022-23
A. From Process: 1. Used oil 2. Spent ion exchange Resin 3. Spent Carbon or filter medium (D.G. set oil filter)	1. Generated & Disposed- NIL Balance Quantity- NIL 2. Generated & Disposed- NIL Balance Quantity- NIL 3. Generated & Disposed- NIL Balance Quantity- NIL	1. Generated- 0.280 ton & Disposed- NIL Balance Quantity- 0.280 ton 2. Generated & Disposed - 0.500 ton. Balance Quantity- NIL 3. Generated & Disposed - 0.020 ton. Balance Quantity- NIL
B. From pollution control facilities	NIL	NIL

PART-E
Solid Wastes

	Total quantity (MT)	
	During the previous financial year (2021-22)	During the current financial year (2022-23)
A. Generation from Process	Granulated Slag- 78940	Granulated Slag- 104680
B. From pollution control facilities	Flue Dust- 2759	Flue Dust- 3460

C. 1. Quantity recycled or re-utilized with the unit 2. Sold 3. Disposed	1. Flue Dust- 2681 & Granulated Slag- 340.62 2. Granulated Slag- 78599.38 3. NA	1. Flue Dust- 3460 & Granulated Slag- 129. 2. Granulated Slag- 1,04,551. 3. NA
--	---	--

PART-F

(Please specify the characterizations (in terms of composition of quantum) of hazardous as well as solid wastes and indicate disposal practice adopted for both these categories of wastes)

The table outlines the details pertaining to the characterization and disposal practices adopted at our site for hazardous wastes as well as solid wastes.

Name of Wastes	Characterization	Disposal Practices
a. Hazardous waste		
Used Oil	Combustible liquid, Carcinogenic, Eco-toxic.	Sold to authorized recyclers registered with WBPCB.
Spent ion exchange Resin	Flammable solid, Eco-toxic.	Disposed to CHWTSDF.
Spent Carbon or filter medium (D.G. set oil filter)	Combustible solid, Eco-toxic.	Disposed to CHWTSDF.
b. Solid Wastes	Characteristics	Method of disposal
Granulated Slag	Fe ₂ O ₃ - 0.62 % SiO ₂ - 31.85 % CaO- 36.1 % MgO- 7.23 % Al ₂ O ₃ -19.41 % FeO- 0.57 % MnO- 0.54 %	Sold to cement industry for making of Portland Slag Cement.
Flue Dust	Fe ₂ O ₃ - 50.53 % SiO ₂ - 15.21 % CaO- 2.62 % MgO- 1.23 % Al ₂ O ₃ -3.58 % MnO- 0.25 %	Reutilized in-house sinter making process.

Part-G

(Impact of pollution abatement measures taken for conservation of Natural resources and on the cost of production)

- Waste Heat from Sinter Cooler is being utilized in Coke Drying Purpose.
- Economizer & Air Pre Heater (APH) are being used to recover Waste Heat from Flue Gas at Waste Heat Recovery Boiler.

- Recuperator is being used for Heat recovery from Flue Gas and that heat is being utilized for Stove heating purpose.
- Steam trap plug is installed to restrict the leakages in WHRB.
- Energy Committee is formed at MBF by involving different senior & junior people from departments to identify & lead Energy Saving Projects.
- The technology of Pulverized Coal Injection (PCI) to Mini Blast Furnace (MBF) has been commissioned in FY 2021-22.
- Rainwater Harvesting Projects have been installed at different locations inside plant premises to recharge ground water.
- To utilize treated water and control fugitive emission during movement of vehicles, water sprinkling through water tanker has been provided on the internal roads. If required, cover nearby roads outside plant premises also.
- Cross-functional Water Management team has been formed to look after the water management inside plant premises. Focusing on reduction in water consumption, minimizing water losses, to explore water conservation projects, identifying water leakages & immediately taking action to arrest the same.
- Green Belt Development is our on-going activity. Extensive tree plantation is being carried out every year in all open spaces available in and around the plant premises.
- Various environmental management programs have been taken up to conserve natural resources like raw materials and water. To reduce specific power consumption, FO consumption and to minimize waste generation various environmental management programs are being taken up and their progress is reviewed from time to time. Targets are being fixed to various user departments to control raw material consumption, water consumption, power consumption, FO consumption etc.
- Organic Waste Composter (OWC) machine is installed & being operated near canteen for composting kitchen Waste. The bio-compost produced is being utilized in gardening, vegetation and plantation activities.
- Neo Metaliks Ltd. (Durgapur) is certified ISO 9001:2015, ISO 14001:2015 & ISO 45001:2018 standards.

Part-H

(Additional measures/investment proposal for environmental protection including abatement of Pollution)

- In-plant control measures, De-Dusting System with Bag Filters, Fume Extraction system have been installed at vulnerable sources of fugitive emission.
- Stack emissions have been maintained within norms by operating Head ESP & Tail ESP of Sinter Plant, GCP of MBF etc.
- Sufficient spares like I.D. fan, impeller, shaft, bearings, bearing housings, V belts, gear box spares, filter bags, cages etc., required for continuous operation of gas cleaning plant, Bag house, ESPs are maintained in stock for immediate replacement, in case of any failure.
- To monitor stack emission, 24x7 continuous emission monitoring system (CEMS) have been installed at process stacks like Sinter Plant Head & Tail ESP, Blast Furnace GCP & Captive Power Plant and real time online data is being transmitted to WBPCB & CPCB Server

- Portable Water sprinklers are provided at various locations like RMHS area, Sinter Screen & Crusher House area, MBF Ground Hopper area & Pig Yard etc. for suppression of fugitive dust emission.
- Roof top rain water harvesting sumps are made and accumulated rain water being used for cooling & dust suppression purpose.
- Mobile water tankers have been engaged & being operated to minimize dust generation because of vehicular movement.
- 02 nos. of high pressurized Rain Guns at Weigh Bridge & Pig Yard And 01 no. of Water Fog Cannon at RMHS area have been installed & being operated respectively for abatement of air pollution.
- Plant internal roads vehicle movement areas and workplaces are developed with concreted/paved.
- As on 31.03.2023, a total of 24,323 nos. of saplings have been planted with native species covering 34.1% area. Another 8000 nos. of saplings proposed to be planted during FY23-24 which would cover a total greenbelt area of more than 36%. In addition to this, 1000 nos. of saplings have been planted in the local village 'Gopalpur'.
- All the raw Materials like Iron ore lump & fines, flux and coke & coke fines are kept covered with Tarpaulin.
- All the conveyors and transfer points have been enclosed to reduce secondary fugitive emission.
- Under the Energy Conservation Initiative, total 173 nos. of HPSV Lights are being replaced by LED Lights.


Part-I

(Any other particulars for improving the quality of the environment)

Besides the existing facilities, the following measures/investments have been proposed during FY 2023-24 for environmental protection and abatement of pollution.

- ❖ Roof top Solar cell is proposed to be installed at New Admin Building.
- ❖ Provision for one Wheel washing mechanism with complete recirculation system has been proposed near the main gate.
- ❖ We've obtained Consent to Established (CTE) from WBPCB vide memo no. 393-2N-566/2003-PART-I dated 25.07.2022. So, construction of more concrete & paved roads shall be done in a phase wise manner during expansion activity.
- ❖ 03 numbers of Continuous Ambient Air Quality Monitoring Stations (CAAQMS) are proposed to be installed at 03 different locations inside plant premises for ambient air quality monitoring and will be connected to WBPCB & CPCB server through RTDAS.
- ❖ Truck mounted Vacuum Cleaning Cum Road Sweeping Machine is proposed to be installed.
- ❖ Additional 06 nos. of Trolley mounted Water Fog/Mist cannons are to be procured.
- ❖ Installation and commissioning of Dry Gas Cleaning Plant at MBF plant.
- ❖ Installation of Dry Fog Dust Suppression System at vulnerable sources of fugitive emission.

- ❖ Installation-commissioning of ETP & STP is also proposed to ensure Zero Discharge.
- ❖ Garland drains and collection pits are provided to arrest the run-off water in the event of heavy rains.
- ❖ As a part of disclosure of environmental parameters to all the stakeholders and to keep transparency, Environmental parameters w.r.t. ambient air as well as stack emissions & Drinking Water, Treated Water have been monitored bi-monthly through NABL accredited laboratory.
- ❖ Various Energy saving initiatives are being taken up regularly.
- ❖ Like every year, World Environment Day will be celebrated on 5th June'2023 with great enthusiasm and pertinent participation from NML employees, associate partner employees, family members etc. and Plantation activity will be carried out inside and outside of the plant premises.



A handwritten signature in blue ink is written over a circular purple stamp. The stamp contains the text "NEO METALIKS LTD." around the top edge and "Rajapur, Durgapur-12" around the bottom edge, with two small stars on either side of the company name.